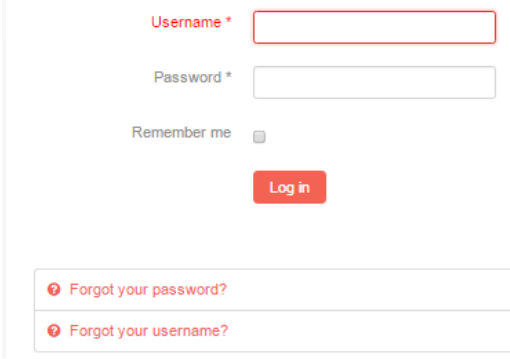
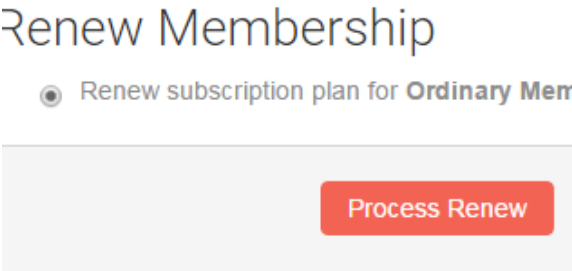

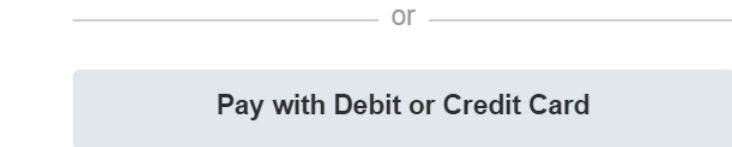


Guide to renewing your SDBBS Membership Online

Please follow the following steps to renew your SDBBS Membership online

You DO NOT need a Paypal account. You only need a Visa / Mastercard/ Amex credit or debit card.

Paypal is a company that will process your credit card information.

1	Click http://sdbbs.org/member-services/member-profile	
2	<p>Login to your account</p> <p>User name: Your email address</p> <p>Forgot password? Click "Forgot your password"</p> <p>If you have problems with password reset write to webmaster@sdbbs.org</p>	
3	Click on Process Renew	
4	<p>Accept Terms and Conditions</p> <p>Click on Process Subscription</p>	
5	<p>Click on "Pay with Debit or Credit Card", enter your credit/debit card information and make payment.</p> <p>You DO NOT need a Paypal account. You only need a Visa / Mastercard/ Amex credit or debit card.</p>	

Renew Now!